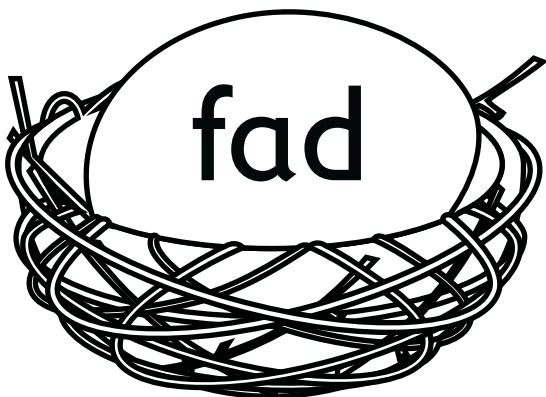






Cuir an dath céanna ar na focail a dhéanann rím.
Léigh amach gach focal le cuidiú leat.







Tá Teach ag an gCat


(leagan comhroghnach)

Banda 2b
Leabhar 1

Cuir an dath céanna ar na focail a dhéanann rím.
Léigh amach gach focal le cuidiú leat.



Garr amach na focail ag bun an leathanaigh. Greamaigh san ord ceart iad.




an | Chuaigh | an | chuig | t-éan | chat | . | suas |

Tá Teach ag an gCat

(leagan comhroghnach)

Banda 2b
Leabhar 1

Garr amach na focail ag bun an leathanaigh. Greamaigh san ord ceart iad.



an Chuaigh | an chuig | t-éan | gcat | suas

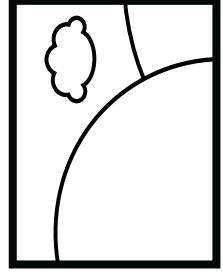
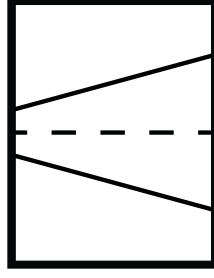
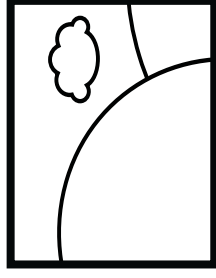
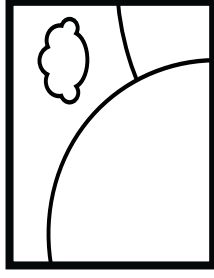

Léigh na habairtí agus críochnaigh na pictiúir. Scríobh d'abairt féin ag bun an leathanaigh.

Chuaigh an bus suas an cnoc.

Chuaigh an carr síos an cnoc.

Chuaigh Arracht síos an cnoc.


Chuaigh an bus síos an bóthar.



Cá bhfuil mo theach?

Banda 2b
Leabhar 2


Gearr amach na pictiúir seo. Cé a chónaíonn sna háiteanna seo? Meaitseáil iad ar leathanach 125.



Cá bhfuil mo theach?

Banda 2b
Leabhar 2


Beidh licín an pháiste agus díse de dhíth anseo. Caith an díse agus bog ar aghaidh an líon sin uibheacha. Abair gach focal nuair a léimeann tú air.




An Ubh Bheag Bhán

Banda 2b
Leabhar 3


Scríobh isteach an fhuaim **Í** agus abair na focail.




sic _____ n




mama _____



coin _____ n



s _____ os



a ghrá mo chro _____

Scríobh **Í**.

Í	Í	Í	Í	Í
Í	Í	Í	Í	Í

Garr amach na fuaimeanna agus cuir san ord ceart iad.



t a b a



n l ó



a m á l

Gearr amach gach **ua ag bun an leathanaigh. Greamaigh isteach iad le focail úra a dhéanamh. Ansin, scríobh gach focal nua ar an líne.**

r_____

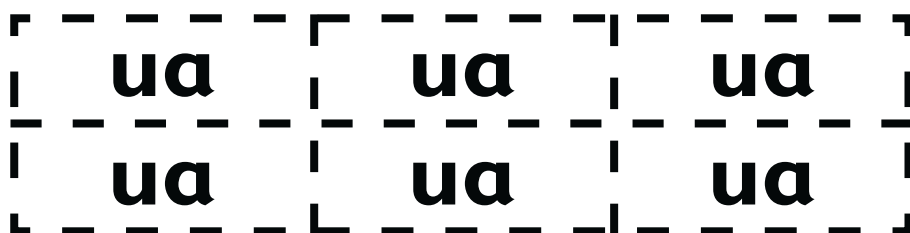
cr_____

L_____n

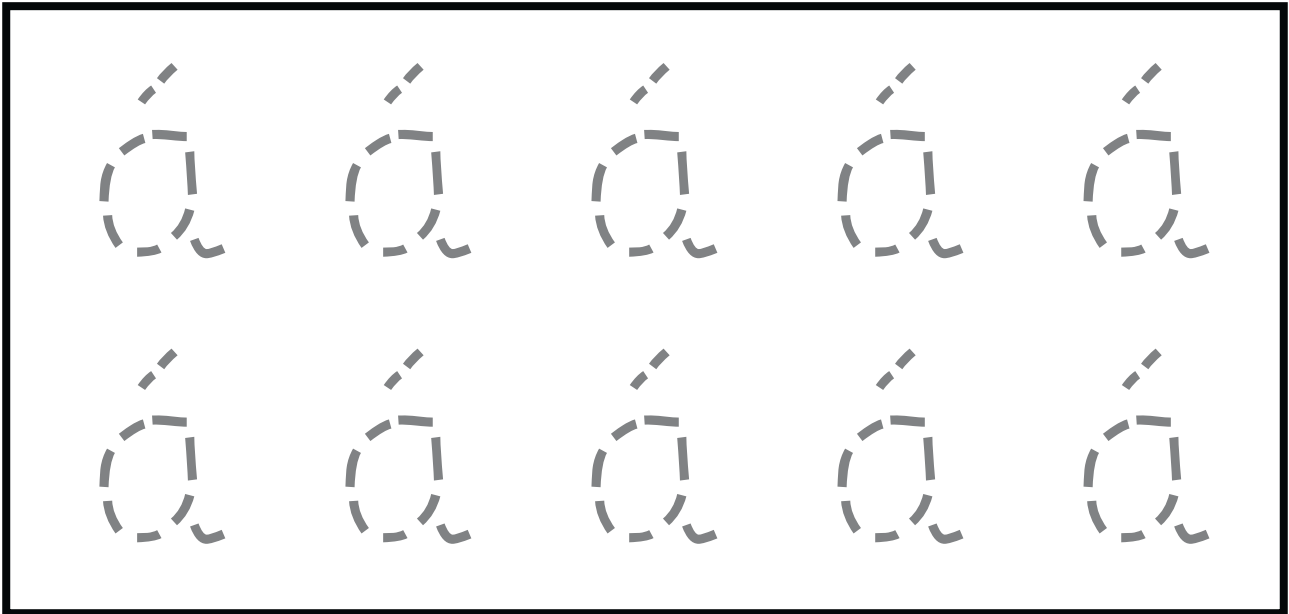
s_____s

f_____r

n_____




Abair agus scríobh á.



Amharc ar na pictiúir agus ar na fuaimeanna seo.
Cuir na fuaimeanna san ord ceart.



r a m d á

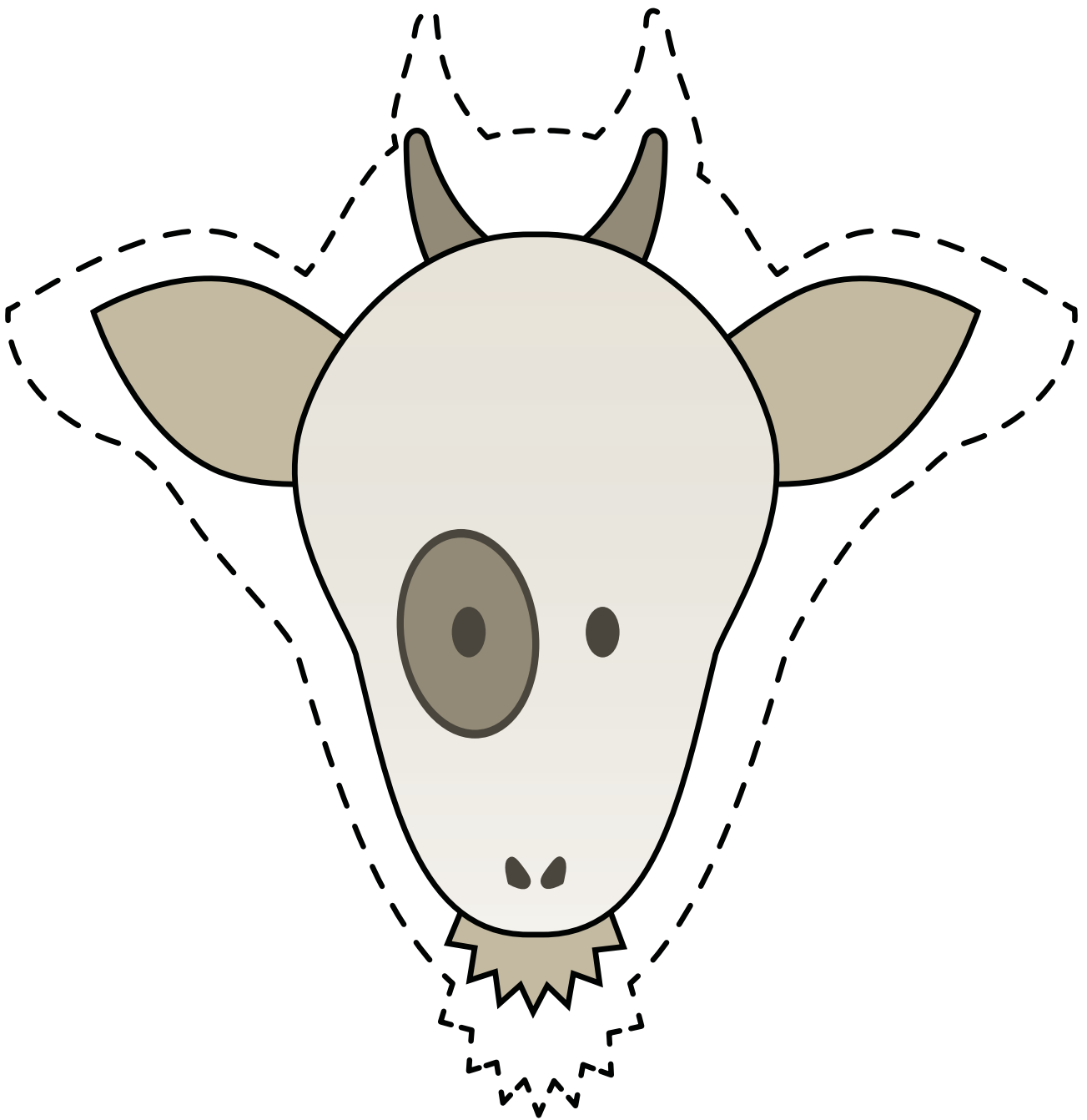


r a c t á




l á t b a


**Gearr amach ceann de na puipéid seo agus cuir bata air.
Ansin, déan dráma le do chairde.**




gabhar beag



gabhar measartha



gabhar mór




troll

Scríobh isteach an túsfhuaim cheart agus ansin, críochnaigh an abairt.



Thóg sé _____.

___ a t a



Thóg sé _____.

___ r ó n



___ á l a




___ é i n e

Léigh na ceisteanna agus críochnaigh na freagraí.


An bhfuil hata agam?

_____ hata _____.



An bhfuil srón agam?

_____ srón _____.




An bhfuil léine agam?

_____ léine _____.




An bhfuil mála agam?

_____ mála _____.



Cén sórt aimsire is fearr leat? Cad é a dhéanann tú nuair a bhíonn an aimsir sin ann? Déan pictiúr agus scríobh do scéal.



Nuair a bheidh gach duine críochnaithe, ceangail an obair ar fad le chéile le leabhar nua a dhéanamh.

Amharc ar na pictiúir seo. Gearr amach iad. Ansin greamaigh san áit cheart iad ar an Léaráid Venn ar leathanach 139.



eitleog



líreacán reoite



hata ar foluain



t-léine




scáth fearthainne



carr sleamhnáin



liathróidí sneachta




słodán uisce



fir shneachta



miotóga




cóta fearthainne



muileann gaoithe

Méadaigh an leathanach seo go dtí A3.



Léigh na habairtí seo agus déan do phictiúir.

Thig liom súgradh le mo lámha.

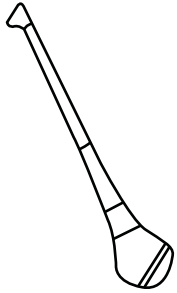
Thig liom ól le mo lámha.

Thig liom péinteáil le mo lámha.

Thig liom scríobh le mo lámha.

Cuir lipéad leis an rud atá agat i ngach pictiúir.

Amharc ar na pictiúir seo. Meaitseáil iad leis na pictiúir agus na focail thíos.




camán



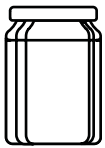
teach



ríomhaire



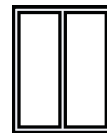
scuab



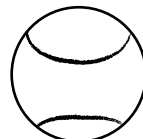
péint agus _____



_____ agus méarchlár



_____ agus fuinneog



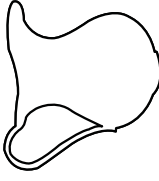


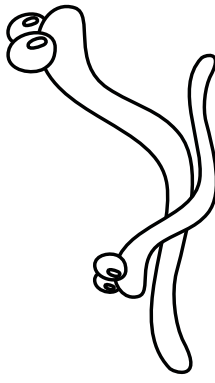
_____ agus sliotar

Garr amach na pictiúir seo. Cuir san ord ceart ar leathanach 144 iad.



4
3
2
1

Amharc ar na pictiúir seo. Léigh na habairtí ag bun an leathanaigh. Ansin, gearr amach iad agus cuir san áit cheart iad.

Chonaic Peadar bróga.

Chonaic Peadar crúiscín.

Chonaic Peadar péisteanna.

Chonaic Peadar stocaí.

Bain úsáid as na focail sna boscaí leis na bearnaí a líonadh.

Chonaic

muid


agus



Chonaic muid uachtar reoite.



Chonaic _____ Mamaí _____ Daidí.



_____ muid faoileáin.




_____ _____ gaineamh.




_____ _____ loch.


Amharc ar na pictiúir seo. Gearr amach na fuaimeanna ag bun an leathanaigh. Greamaigh san ord ceart iad leis na pictiúir.



Blank space for writing the sound 'rr'.



Blank space for writing the sound 'c'.



Blank space for writing the sound 'a'.

Ba mhaith ____ uachtar reoite!

rr	c	a
ch	l	o
nn	i	l

Pioc rannóg amháin de na rannóga seo. Amharc sa leabhar agus scríobh isteach focail atá sa ghrúpa chéanna.

Laethanta na Seachtaine

An Luan


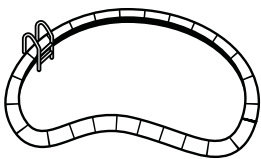
Mothúcháin

fearg



Áiteanna

sa chlós




Imeachtaí

súgradh



Déan abairtí leis na focail atá sna bolgáin.




air

Tá

brón

_____.




Tá

air

eagla

_____.




fearg

Tá

air

_____.



air

Tá





áthas

_____.

Cá bhfuil an cat?

Banda 2b
Leabhar 12

Gearr amach na habairtí ag bun an leathanaigh. Cuir san áit cheart iad.



Tá eagla air.
Tá brón air.

Tá áthas air.
Tá fearg air.


Cá bhfuil an cat?

Banda 2b
Leabhar 12

Sa scéal seo, d'imir an luchóg cleasa. Smaoinigh gur tusa an luchóg anois. Cad é an cleas eile a imreoidh tusa? Déan na pictiúir.

Tús	Lár	Deireadh
-----	-----	----------

Ar mhaith leat bolgáin chainte a chur le do scéal anois?



Léigh an leabhar arís. Scríobh isteach na focail chearta.

“Ar ith tusa mo chíste?” _____ Barra.



“Níor ith!” arsa _____ cat. “Bhí mé i mo luí.”


“_____ ith!” arsa an t-iasc. “Bhí mé _____ snámh.”

“_____ ith!” arsa an hamstar. “Bhí _____ rith.”

Níor íth an cat an císte mar bhí sé ina luí.

Níor íth an t-iasc an císte mar bhí sé ag snámh.

Smaoinigh ar ainmhí nach raibh sa scéal. Déan pictiúr den rud a bhí sé a dhéanamh agus scríobh abairt.




A large empty rectangular box with a black border, intended for drawing and writing. At the bottom of the box, there are three horizontal lines for writing.


Nuair a bheidh gach duine críochnaithe, ceangail an obair ar fad le chéile le leabhar nua a dhéanamh.

Beidh 3 dhísle de dhíth don chluiche seo. Gearr amach na pictiúir. Cuir na carachtair ar dhísle amháin. Cuir na modhanna taistil ar dhísle eile. Cuir an áit a ndeachaigh siad ar an tríú dísle. Caith na 3 dhísle le scéal beag nua a rá amach, mar shampla:

“Tháinig an coinín síos an cnoc ar rothar. Suas, suas, suas le coinín.”




lacha



coinín



frog



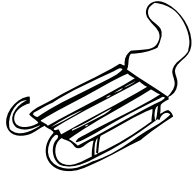
coileach



béar




luchóg




carr sleamhnáin




scátaí oighir



rothar



raicéad leadóige



clár sneachta



canú



isteach sa sneachta



isteach sa sneachta



suas, suas, suas



suas, suas, suas



isteach sa chrann



isteach sa chrann

Cá mhéad siolla atá sna focail seo? Gearr amach iad.
Ansin, greamaigh ar an Léaráid Venn ar leathanach 158
iad.




coinín




cnoc




frog



lacha



coileach





cearc



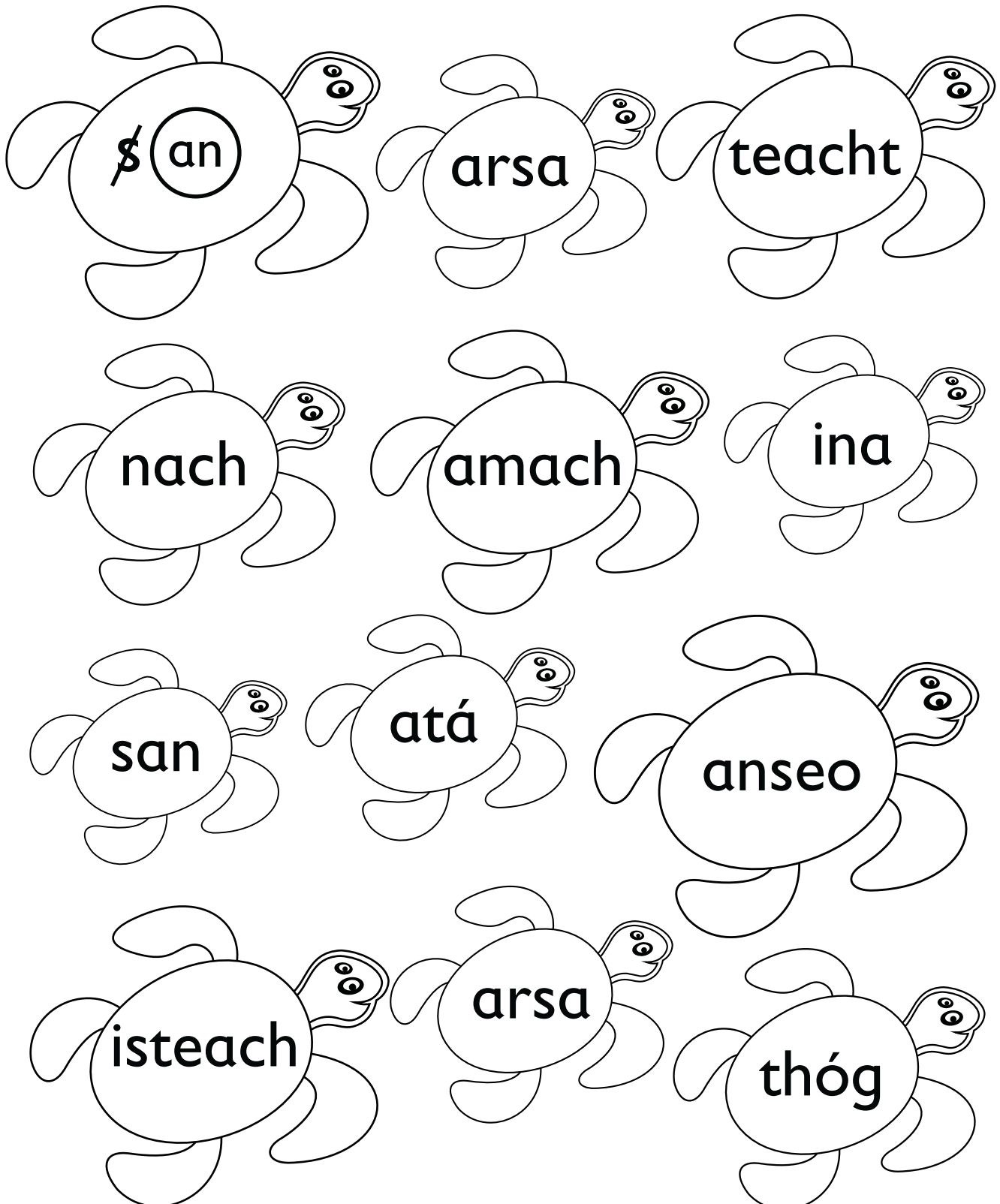
luchóg




crann



Aimsigh focal beag amháin sna focail seo. Cuir ciorcal thart air agus scríos amach na litreacha eile.




Níor mhaith le Turtar teacht amach le súgradh agus chuir Eilifint isteach san uisce é. Ba mhaith leatsa Turtar teacht amach le súgradh. Cad é a dhéanfaidh tú? Déan pictiúr agus scríobh do scéal.



Nuair a bheidh gach duine críochnaithe, ceangail an obair ar fad le chéile le leabhar nua a dhéanamh.

Déan pictiúr den teach atá agat. Ansin, críochnaigh an abairt ag an bhun.

Mo Theach



Tá teach agam. Is maith liom teacht amach le

Tarraing teach do na hainmhithe seo agus scríobh abairt.

Seo Bran.



Tá teach ag Bran.

Seo Lapa.



_____•

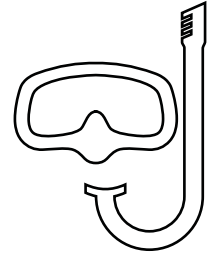
Seo Lile.



_____•

Cé a fuair é? Greamaigh isteach an pictiúr ceart agus críochnaigh an abairt.

Cé a fuair snorcal?




_____ a fuair é.

Cé a fuair scáth fearthainne?




_____ .

Cé a fuair scátaí?



_____ .

Cé a fuair balúin?



_____ .

Rón



Cat



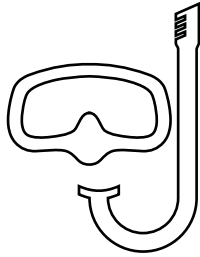
Torcán




Turtar




Scríobh isteach an fhuaim **O** agus abair na focail.



sn_____rcal



T_____rcán



st_____caí



Céadch_____sach



br_____nntanais

Amharc thart ar do sheomra ranga. Déan liosta de na focail a bhfuil an fhuaim **O** iontu. Abair amach na focail. An gcluineann tú an fhuaim **O**?

Tá do lá breithe ann. Déan cuireadh amach do do chara.
Maisigh é.



Tá mo lá breithe ann!

Ar mhaith leat teacht chuig mo chóisir?

Ba mhaith Níor mhaith

Do: _____

Lá: _____

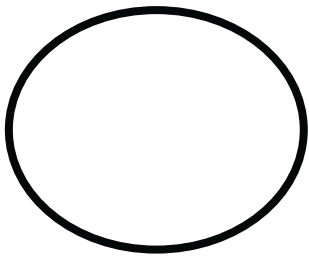
Am: _____

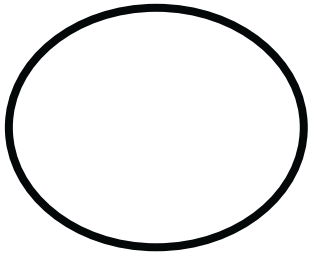
Áit: _____

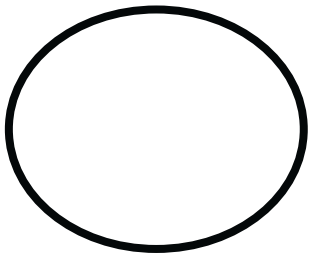
Ó: _____

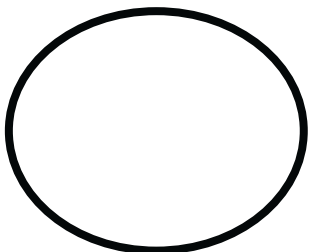
Déan liosta bia do chóisir. Déan pictiúr agus scríobh an focal in aice leis.


Liosta Siopadóireachta












**Déan do phictiúr féin anois. Cé a bhí leat? Cá háit a ndeachaigh sibh?
Cad é a rinne sibh?**



Nuair a bheidh gach duine críochnaithe, ceangail an obair ar fad le chéile le leabhar nua a dhéanamh.

Cé atá sa phictiúr seo? Gearr amach na focail ag bun an leathanaigh le habairt a dhéanamh ar an líne.



Mamó . Chuaigh mise i agus i an i chuig i siopa i

Amharc ar na pictiúir seo. Léigh na habairtí ag bun an leathanaigh.
Gearr gach abairt amach agus greamaigh san áit cheart í.



— — — — — Léim an moncaí isteach sa chrann. | Bhí an moncaí ag eitilt. |
— — — — — Léim an moncaí thar an eilifint. | Léim an moncaí thar an tíogar. |

Is Féidir Liom Léim

(leagan comhroghnach)

Banda 2b
Leabhar 20

Amharc ar na pictiúir seo. Léigh na habairtí ag bun an leathanaigh.
Gearr gach abairt amach agus greamaigh san áit cheart í.



— — — — — Léim an moncaí isteach sa chrann. | Bhí an moncaí ag éitilt. |
— — — — — Léim an moncaí thar an eilifint. | Léim an moncaí thar an tíogar. |
— — — — —

Déan ceann eile. Scríobh na focail.



moncaí



Rinne mé moncaí eile.



tíogar



Rinne mé tíogar eile.



eilifint



_____ eilifint _____.

Is Féidir Liom Léim

(leagan comhroghnach)

Banda 2b
Leabhar 20

Déan ceann eile. Scríobh na focail.




moncaí



Rinne mé moncaí eile.



tíogar



Rinne mé tíogar eile.



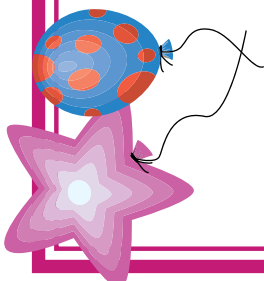

eilifint




_____ eilifint _____.

The background of the image is a vibrant pink sunburst pattern. Numerous thin, light pink lines radiate from a central point on the left side, creating a fan-like effect that fills the entire frame. The lines are evenly spaced and extend to the edges of the image.

Biongó



chuaigh	amach	thóg	thig	chonaic	
air	níor	teacht	thug	eile	






chonaic	amach	níor	thig	chuaigh	
eile	thóg	teacht	thug	air	



chuaigh	teacht	thig	thóg	air	eile
chonaic	níor	amach	thug		





chuaigh	teacht	thóg	thig	chonaic
eile	thug	teacht	amach	air




chonaic	amach	thug	thig	teacht	níor	air	chuaigh	thóg	eile
---------	-------	------	------	--------	------	-----	---------	------	------



chonaic	amach	thóg	thig	teacht
níor	eile	chuaigh	thug	air





chuaigh	amach	thóg	féidir	chonaic	air	eile
---------	-------	------	--------	---------	-----	------

